




SRD NOZZLE ASSEMBLIES

DESCRIPTION

Attaching a Standard Rate Discharge (SRD) explosion protection container to a duct requires an SRD nozzle assembly. SRD containers are connected to the nozzle assembly by a length of either rigid pipe or a flex hose, based on application requirements.



SRD NOZZLE ASSEMBLIES

Fike P/N	Description	
E80-009	SRD Nozzle w/ PTFE Cover Nozzle mounting boss, nozzle fitting, PTFE cover and washers	
E80-053	SRD Nozzle w/ Scored Ni/SST Cover Nozzle mounting boss, nozzle fitting, 1.25" Ni/SST scored cover assembly (integrated cover, ring, and gaskets)	
E80-055-1	SRD Nozzle – Hygienic Tri-Clamp Welding ferrule, Ni/SST scored cover w/ EPDM gasket, 1.5" tri-clamp assembly, and adaptor	

SRD NOZZLE REPLACEMENT COVERS

Fike P/N	Description	Associated SRD Nozzle Assembly
E80-0017	SRD Nozzle Cover – 1.25" PTFE	E80-009
E80-0158	SRD Nozzle Cover – 1.25" Ni/SST scored (Full Vacuum)	E80-053
E80-0164-1	SRD Nozzle Cover – Hygienic – 1.5" Ni/SST tri-clamp w/ EPDM gasket (Full Vacuum)	E80-055-1

Refer to Suppressant Containers Data Sheet X.1.28.01 for more information.

(This page is left blank intentionally)